

A

2021/10/26

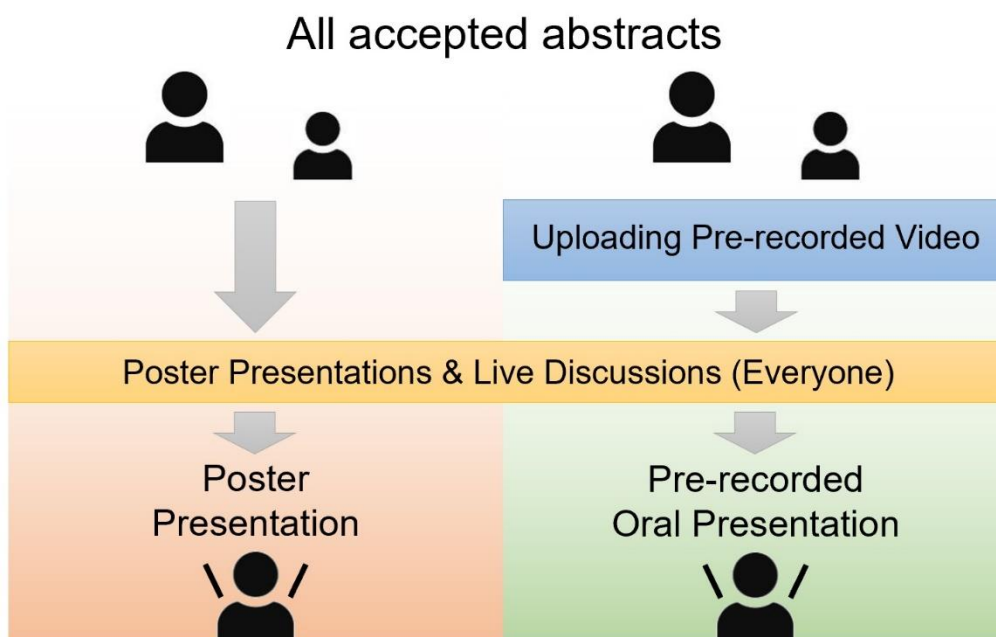
The 11th Asian-Pacific Conference on Biomechanics Guideline A for “Poster Presentations & Live Discussions” session

(a) For whom...

This guideline is for **Poster Presenters** and **Pre-recorded Oral Presenters**, who will attend the **“Poster Presentations & Live Discussions”** sessions as follows:

Day 2: 14:30-16:30, Dec 3rd (Fri) in Room PP1 on Gather platform

Day 3: 14:30-16:30, Dec 4th (Sat) in Room PP2 on Gather platform



Important!!

All presenters MUST:

1. submit **Poster at Glance** by **November 17 (Wed), 2021**
2. attend the **“Poster Presentations & Live Discussions”** session with **PowerPoint slides**

(b) Instructions for Poster at Glance

The “Poster at Glance” will be displayed in your poster booth on Gather platform and will help attendees to catch your take-home message before/after your presentation, as well as when you cannot quickly react to a new attendee coming in.

1. Preparation

Please find the **template file in PowerPoint**. You **MUST** include:

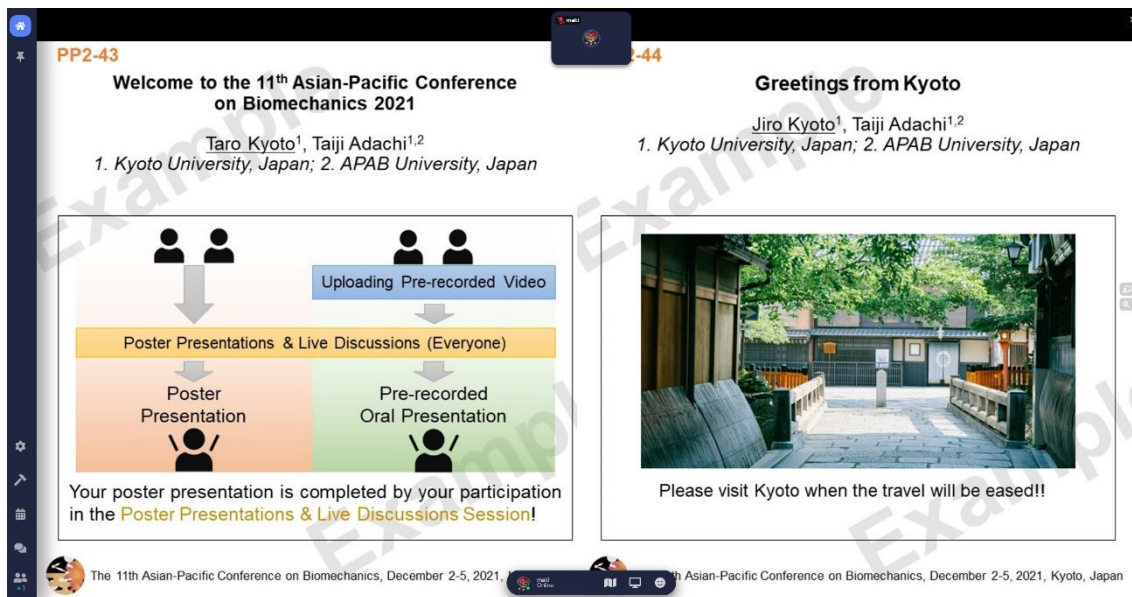
- **One take-home message**
- **One figure which represents your presentation**

*Please use **Arial (bigger than 18 points)** for all texts and a figure.

*Please do not include copyrighted materials.

*Please note that Program at Glance file will be released on **November 29 (Mon)**.

Please note that your file will be displayed on Gather platform like this:



2. Export

Please export as a **JPEG** file (the maximum file size is **2 MB**).

Please name the file in this format: Poster number + Underscore(_) + LastName + FirstInitial.jpg (e.g. PP2-43_KyotoT.jpg).

3. Submission (Deadline: **November 17 (Wed), 2021**)

Please email your file to **poster@apbiomech2021.org** with the following format.

Email Title: Your Presentation Number (e.g. PP2-43)

Main Message: Presenter Name (e.g. KyotoT):

(c) Instructions for PowerPoint slides

In the Poster Presentations & Live Discussions session, you will share **PowerPoint slides** for 3-5 minutes presentation to the audience.

Your PowerPoint slides **MUST**:

- be made in **4:3** aspect ratio
- use fonts **bigger than 18 points**
- be **up to 8 slides**, including the title page, for concise presentation for **3-5 minutes**

*If you upload Pre-recorded Video optionally, you can just bring the same slides.

(d) How to present in Poster Presentations & Live Discussions session??

1. Check your presentation time and room

If your Poster Number starts from **PP1**, your presentation session is held at:

14:30-16:30, Dec 3rd (Fri) at Room PP1 on Gather

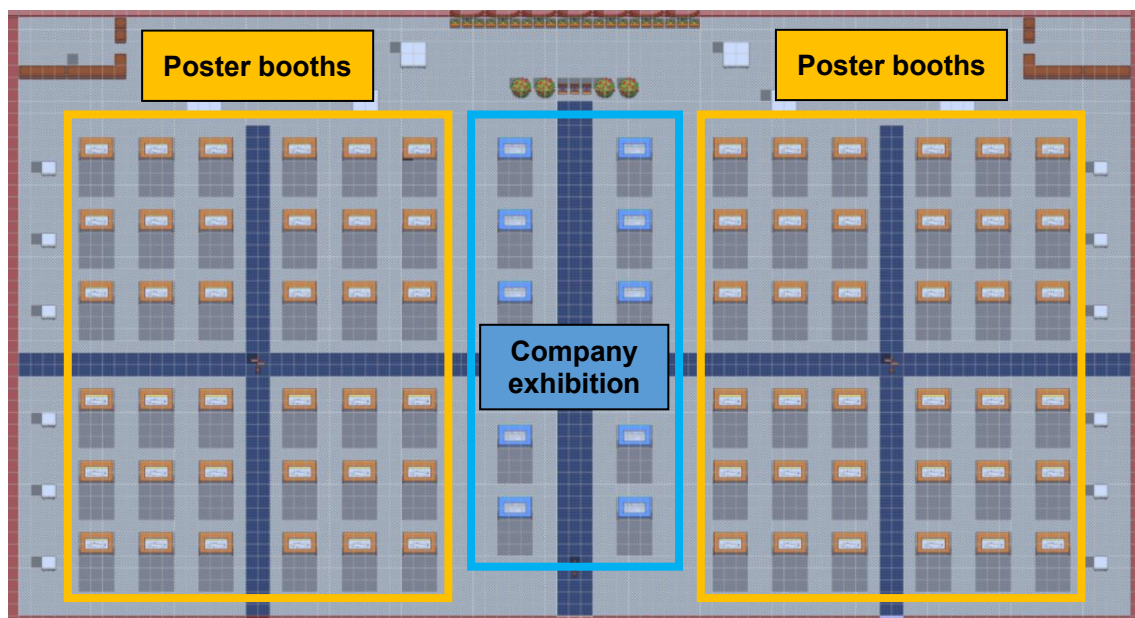
If your Poster Number starts from **PP2**, your presentation session is held at:

14:30-16:30, Dec 4th (Sat) at Room PP2 on Gather

2. Find your poster booth on Gather platform

Please note that [Gather](#) is best supported in **Chrome & Firefox**.

The layout of each Room on Gather platform will be as below.



Each poster booth in each room is assigned as in the next page. Two presenters (odd number and even number) will share one booth and presenter each other as below:

First half (14:30-15:30): presentation by **odd numbers**

Second half (15:30-16:30): presentation by **even numbers**

Room PP1 for presentation numbers with PP1 (Dec 3rd, Fri)

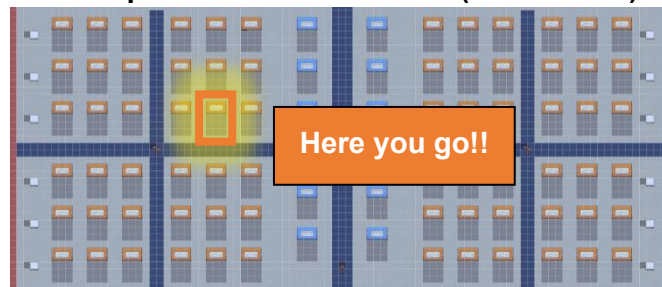
Discuss. Table	Discuss. Table	Discuss. Table	Sport 61 & 60	Sports 63 & 62	Sports 64	Rehab. 65 & 66	Rehab. 67 & 68	Rehab. 69 & 70	Rehab. 71 & 72	Rehab. 73 & 74	Rehab. 75 & 76
Human 59 & 58	Human 57 & 56	Human 55 & 54	Human 53 & 52	Human 51 & 50	Hard 49 & 48	BioMEMS 87 & 86	BioMEMS 85 & 84	Nature 83 & 82	Nature 81 & 80	Rehab. 79	Rehab. 77 & 78
Soft 37 & 36	Soft 39 & 38	Hard 41 & 40	Hard 43 & 42	Hard 45 & 44	Hard 47 & 46	Comp. 89 & 88	Comp. 91 & 90	Comp. 93 & 92	Comp. 95 & 94	Comp. 97 & 96	Comp. 99 & 98
Soft 35 & 34	Soft 33 & 32	Fluid 31	Fluid 29 & 30	Fluid 27 & 28	Fluid 25 & 26	Comp. 111 & 110	Comp. 109 & 108	Comp. 107 & 106	Comp. 105 & 104	Comp. 103 & 102	Comp. 101 & 100
Cell 13 & 14	Cell 15 & 16	Cell 17 & 18	Cell 19 & 20	Fluid 21 & 22	Fluid 23 & 24	Comp. 113 & 112	Comp. 115 & 114	Tissue 117 & 116	Tissue 119 & 118	Tissue 121 & 120	Tissue 123 & 122
Cell 11 & 12	Cell 9 & 10	Cell 7 & 8	Cell 5 & 6	Cell 3 & 4	Cell 1 & 2	Emerging 134	Emerging 133 & 132	Emerging 131 & 130	Emerging 129 & 128	Emerging 127 & 126	Emerging 125 & 124

Room PP2 for presentation numbers with PP2 (Dec 4th, Sat)

Discuss. Table	Discuss. Table	Discuss. Table	Sports 59 & 60	Sports 61 & 62	Sports 63 & 64	Rehab. 65 & 66	Rehab. 67 & 68	Rehab. 69 & 70	Rehab. 71 & 72	Rehab. 73 & 74	Rehab. 75 & 76
Human 57 & 58	Human 55 & 56	Human 53 & 54	Human 51 & 52	Human 49 & 50	Human 47 & 48	Nature 85 & 86	Nature 83 & 84	Nature 81 & 82	Discuss. Table	Rehab. 79 & 80	Rehab. 77 & 78
Soft 35 & 36	Soft 37 & 38	Hard 39 & 40	Hard 41 & 42	Hard 43 & 44	Hard 45 & 46	Comp. 87 & 88	Comp. 89 & 90	Comp. 91 & 92	Comp. 93 & 94	Comp. 95 & 96	Comp. 97 & 98
Soft 33 & 34	Soft 31 & 32	Discuss. Table	Fluid 29 & 30	Fluid 27 & 28	Fluid 25 & 26	Comp. 109 & 110	Comp. 107 & 108	Comp. 105 & 106	Comp. 103 & 104	Comp. 101 & 102	Comp. 99 & 100
Cell 13 & 14	Cell 15 & 16	Cell 17 & 18	Cell 19 & 20	Fluid 21 & 22	Fluid 23 & 24	Comp. 111 & 112	Comp. 113 & 114	Comp. 115	Tissue 117 & 116	Tissue 119 & 118	Tissue 121 & 120
Cell 11 & 12	Cell 9 & 10	Cell 7 & 8	Cell 5 & 6	Cell 3 & 4	Cell 1 & 2	Emerging 133 & 132	Emerging 131 & 130	Emerging 129 & 128	Emerging 127 & 126	Emerging 125 & 124	Tissue 123 & 122

For example, presenters with the number **PP2-43 (odd number)** will:


1. join **Room PP2** at 14:30-16:30, **Dec 4th (Sat)** on Gather
2. find your booth and **present in the First half (14:30-15:30)**



*Please check that your **Poster at Glance** is uploaded by conference secretariat. You can also check it in the “Live discussion and Networking” session at **16:30-17:30 Dec 2nd (Thu)** on Gather

3. Share your PowerPoint Slides with attendees

To start your presentation, please share your screen by activating “**Screenshare**”. Also, activate **microphone and camera** from the window at the bottom right corner.



End of Guideline A